
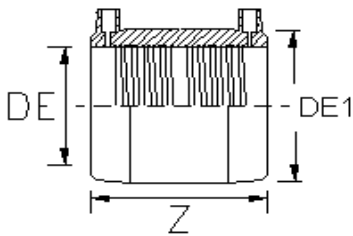


• ΗΛΕΚΤΡΟΜΟΥΦΑ, ΗΛΕΚΤΡΟΣΥΝΔΕΣΜΟΣ ΡΕ/BRASS ΡΕ100 SDR11 PN16 S5



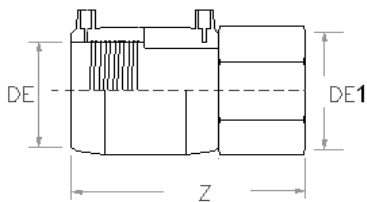
Διαστάσεις fittings PE

→ ΗΛΕΚΤΡΟΜΟΥΦΑ ΡΕ100 SDR11 PN16 S5



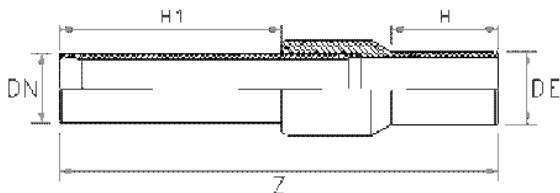
DE (mm)	SDR	S	DE1 (mm)	Z (mm)
25	11	5	35	81
32	11	5	44	87
40	11	5	53	92
50	11	5	68	100
63	11	5	80	115
75	11	5	96	120
90	11	5	113	130
110	11	5	135	150
125	11	5	160	165
140	11	5	176	170
160	11	5	198	180
180	11	5	222	200
200	11	5	247	215
225	11	5	276	220
250	11	5	308	240
280	11	5	346	260
315	11	5	391	300
355	11	5	406	300

→ ΗΛΕΚΤΡΟΣΥΝΔΕΣΜΟΣ ΡΕ/BRASS (Θηλυκό σπείρωμα) ΡΕ100 SDR11 PN16 S5



DE (mm)	SDR	S	DE1 (mm)	Z (mm)
25	11	5	3/4"	115
32	11	5	1"	125
40	11	5	1"1/4	133
50	11	5	1"1/2	148
63	11	5	2"	155
75	11	5	2"1/2	160
90	11	5	3"	170
110	11	5	4"	185

→ TRANSITION PE/STEEL ΡΕ80 SDR11, PN10/S5 API 5L



DE (mm)	SDR	S	DE1 (mm)	H (mm)	H1 (mm)	Z (mm)
25	11	5	3/4"	67	300	432
32	11	5	1"	72	300	440
40	11	5	1"1/4	78	300	445
50	11	5	1"1/2	85	300	470
63	11	5	2"	90	300	480
75	11	5	2"1/2	108	300	522
90	11	5	3"	120	300	540
110	11	5	4"	125	315	575
125	11	5	4"	125	315	600
140	11	5	5"	140	315	615
160	11	5	6"	145	315	635
180	11	5	6"	155	315	650
200	11	5	8"	155	315	650
225	11	5	8"	130	315	625
250	11	5	10"	170	315	715
280	11	5	10"	180	315	740
315	11	5	10"	180	315	773